

KELLY DUPLEX

Machinery Photographs

6" Twin Screw Feeder

69145-H13504, 7/98

Weight with drive: 650 pounds



Twin spiral counterrotating 6" screw feeder receives material from upstream and provides a relatively uniform flow rate to processing machinery downstream. In this case material is fed to an 18" Kelly Duplex ConveyAccord belt conveyor (69141-H13054). This feeder unit is equipped with a variable speed hydraulic drive, a panel for viewing flow rates covered with a 2" x 2" receive material from upstream, an end discharge, and a pass through discharge.

KELLY DUPLEX

Machinery Photographs

6" Twin Screw Feeder

69145-H13504, 7/98

Weight with drive: 650 pounds



View from discharge end.
Twin 6" spirals and viewing
grate are shown



View from drive end. Shaft
mounted gear reducer with plug-in
hydraulic motor mount, tie rod and
tie rod anchor are shown.

THE DUPLEX MILL & MANUFACTURING CO.
415 SIGLER ST., P.O. BOX 1266, SPRINGFIELD, OH 45501-1266 USA
Email: sales@dmmc.com Home Page: <http://www.dmmc.com>

TEL: 937/325-5555
FAX: 937/325-0859
FAX: 937/325-2229

IMPORTANT: All illustrations and specifications are subject to change without notice and any drawing dimensions may not be to scale. Machines shown with protective covers, guards, grates, maintenance panels or interlocking limit switches removed are for illustrative purposes only. All protective devices must be in place before power is connected to machine and before operation. All sales are subject to our prevailing terms and General Conditions of Sale. See DMMC #1281-9.
SAFETY IS EVERYONE'S BUSINESS! Safe operations are profitable operations. Write or phone today for your free copy of our publication #369: **KELLY DUPLEX PROCESSING MACHINERY HAZARD WARNINGS.**
© The Duplex Mill & Mfg. Co., 1998


KELLY DUPLEX

Machinery Photographs

6" Twin Screw Feeder

69145-H13504, 7/98

Weight with drive: 650 pounds



Views illustrate timing gear shield, blocked bearings and timing gear installation.

THE DUPLEX MILL & MANUFACTURING CO.
415 SIGLER ST., P.O. BOX 1266, SPRINGFIELD, OH 45501-1266 USA
Email: sales@dmmc.com Home Page: <http://www.dmmc.com>

TEL: 937/325-5555
FAX: 937/325-0859
FAX: 937/325-2229

IMPORTANT: All illustrations and specifications are subject to change without notice and any drawing dimensions may not be to scale. Machines shown with protective covers, guards, grates, maintenance panels or interlocking limit switches removed are for illustrative purposes only. All protective devices must be in place before power is connected to machine and before operation. All sales are subject to our prevailing terms and General Conditions of Sale. See DMMC #1281-9.
SAFETY IS EVERYONE'S BUSINESS! Safe operations are profitable operations. Write or phone today for your free copy of our publication #369: **KELLY DUPLEX PROCESSING MACHINERY HAZARD WARNINGS.**
© The Duplex Mill & Mfg. Co., 1998



KELLY DUPLEX

Machinery Photographs

6" Twin Screw Feeder

69145-H13504, 7/98

Weight with drive: 650 pounds



Twin, counterrotating spirals are shown in these views. The by-pass discharge can be seen in the view above.

THE DUPLEX MILL & MANUFACTURING CO.
415 SIGLER ST., P.O. BOX 1266, SPRINGFIELD, OH 45501-1266 USA
Email: sales@dmmc.com Home Page: <http://www.dmmc.com>

TEL: 937/325-5555
FAX: 937/325-0859
FAX: 937/325-2229

IMPORTANT: All illustrations and specifications are subject to change without notice and any drawing dimensions may not be to scale. Machines shown with protective covers, guards, grates, maintenance panels or interlocking limit switches removed are for illustrative purposes only. All protective devices must be in place before power is connected to machine and before operation. All sales are subject to our prevailing terms and General Conditions of Sale. See DMMC #1281-9.

SAFETY IS EVERYONE'S BUSINESS! Safe operations are profitable operations. Write or phone today for your free copy of our publication #369: **KELLY DUPLEX PROCESSING MACHINERY HAZARD WARNINGS.**

© The Duplex Mill & Mfg. Co., 1998

Page 4 of 7

KELLY DUPLEX

Machinery Photographs

6" Twin Screw Feeder

69145-H13504, 7/98

Weight with drive: 650 pounds



View shows discharge end of screw feeder where material exits the feeder and is placed onto a belt feeder.

THE DUPLEX MILL & MANUFACTURING CO.
415 SIGLER ST., P.O. BOX 1266, SPRINGFIELD, OH 45501-1266 USA
Email: sales@dmmc.com Home Page: <http://www.dmmc.com>

TEL: 937/325-5555
FAX: 937/325-0859
FAX: 937/325-2229

IMPORTANT: All illustrations and specifications are subject to change without notice and any drawing dimensions may not be to scale. Machines shown with protective covers, guards, grates, maintenance panels or interlocking limit switches removed are for illustrative purposes only. All protective devices must be in place before power is connected to machine and before operation. All sales are subject to our prevailing terms and General Conditions of Sale. See DMMC #1281-9.

SAFETY IS EVERYONE'S BUSINESS! Safe operations are profitable operations. Write or phone today for your free copy of our publication #369: **KELLY DUPLEX PROCESSING MACHINERY HAZARD WARNINGS.**

© The Duplex Mill & Mfg. Co., 1998

Page 5 of 7

KELLY DUPLEX

Machinery Photographs


6" Twin Screw Feeder

69145-H13504, 7/98

Weight with drive: 650 pounds



Screw feeder delivers material to the ConveyAccord Belt Conveyor at a uniform and momentarily controlled rate.



THE DUPLEX MILL & MANUFACTURING CO.
415 SIGLER ST., P.O. BOX 1266, SPRINGFIELD, OH 45501-1266

Email: sales@dmmc.com

Home Page: <http://www.dmmc.com>

IMPORTANT: All illustrations and specifications are subject to change without notice and any drawing dimensions may not be to scale. Machines shown with protective covers, guards, grates, maintenance panels or interlocking limit switches removed are for illustrative purposes only. All protective devices must be in place before power is connected to machine and before operation. All sales are subject to our prevailing terms and General Conditions of Sale. See DMMC #1281-9.

SAFETY IS EVERYONE'S BUSINESS! Safe operations are profitable operations. Write or phone today for your free copy of our publication #369: **KELLY DUPLEX PROCESSING MACHINERY HAZARD WARNINGS.**

© The Duplex Mill & Mfg. Co., 1998

Page 6 of 7


KELLY DUPLEX

Machinery Photographs

6" Twin Screw Feeder

69145-H13504, 7/98

Weight with drive: 650 pounds



Internal view of discharge shows screw feeder discharge lined with UHMW.

View of screw feeder inlet, receives material into feeder from upstream.



THE DUPLEX MILL & MANUFACTURING CO.
415 SIGLER ST., P.O. BOX 1266, SPRINGFIELD, OH 45501-1266
Email: sales@dmmc.com Home Page: <http://www.dmmc.com>

IMPORTANT: All illustrations and specifications are subject to change without notice and any drawing dimensions removed are for illustrative purposes only. All protective devices must be in place before power is connected to machine.
SAFETY IS EVERYONE'S BUSINESS! Safe operations are profitable operations. Write or phone today for your free copy of our publication #369: **KELLY DUPLEX PROCESSING MACHINERY HAZARD WARNINGS.**
© The Duplex Mill & Mfg. Co., 1998

55
59
29