

KELLY DUPLEX



Stainless Steel Mixing Ribbon Assembly

Double Outer Ribbon

Optional Cutter Blades

Model 6006SSR (H12224), May 1998

Overall views illustrate the heavy duty stainless steel double ribbon assembly with optional cutter blades installed. Assembly is 6 feet long and 5 feet in diameter with a center discharge pattern, Assembly is constructed from 8" heavy wall tubing, 2" arms and a 4" diameter T2205 high strength stainless steel drive shaft. All surfaces are polished.



THE DUPLEX MILL & MANUFACTURING CO.

415 SIGLER ST., P.O. BOX 1266, SPRINGFIELD, OH 45501-1266 USA

Email: sales@dmmc.com

Home Page: <http://www.dmmc.com>

TEL: 937/325-5555

FAX: 937/325-0859

FAX: 937/325-2229

IMPORTANT: All illustrations and specifications are subject to change without notice and any drawing dimensions may not be to scale. Machines shown with protective covers, guards, grates, maintenance panels or interlocking limit switches removed are for illustrative purposes only. All protective devices must be in place before power is connected to machine and before operation. All sales are subject to our prevailing terms and General Conditions of Sale. See DMMC #1281-9.

SAFETY IS EVERYONE'S BUSINESS! Safe operations are profitable operations. Write or phone today for your free copy of our publication #369: **KELLY DUPLEX PROCESSING MACHINERY HAZARD WARNINGS.**

© The Duplex Mill & Mfg. Co., 1998

Page 1 of 2


KELLY DUPLEX

Stainless Steel Mixing Ribbon Assembly


Double Outer Ribbon

Optional Cutter Blades

Model 6006SSR (H12224), May 1998



These views show the installation of optional cutters which serve to add an extra measure of agitation to the mixing action of the ribbon assembly.



THE DUPLEX MILL & MANUFACTURING CO.

415 SIGLER ST., P.O. BOX 1266, SPRINGFIELD, OH 45501-1266 USA

Email: sales@dmmc.com

Home Page: <http://www.dmmc.com>

TEL: 937/325-5555

FAX: 937/325-0859

FAX: 937/325-2229

IMPORTANT: All illustrations and specifications are subject to change without notice and any drawing dimensions may not be to scale. Machines shown with protective covers, guards, grates, maintenance panels or interlocking limit switches removed are for illustrative purposes only. All protective devices must be in place before power is connected to machine and before operation. All sales are subject to our prevailing terms and General Conditions of Sale. See DMMC #1281-9.

SAFETY IS EVERYONE'S BUSINESS! Safe operations are profitable operations. Write or phone today for your free copy of our publication #369: **KELLY DUPLEX PROCESSING MACHINERY HAZARD WARNINGS.**

© The Duplex Mill & Mfg. Co., 1998

Page 2 of 2